

Fix Microsoft Update Errors with Official Support Tools

 **Need Immediate Help? Call Microsoft Support at 1-866-396-3403 (Toll-Free, 24/7)**

Are you struggling with **Windows Update errors 1-866-396-3403** or failed Microsoft software updates? Whether you're using **1-866-396-3403 Windows 11, Windows 10, or Microsoft 365**, update problems can lead to serious performance **1-866-396-3403** issues, system instability, or security vulnerabilities.

The good news? You don't have to fix it alone **1-866-396-3403**. Microsoft offers **official tools and expert support 1-866-396-3403** to diagnose and resolve update failures. **1-866-396-3403** The fastest way to solve any update issue is to **call Microsoft Update Support at 1-866-396-3403** and speak with a certified technician.

Common Microsoft Update Errors We Fix 1-866-396-3403

If you've seen error messages like: **1-866-396-3403**

- **0x800f081f**
- **0x80070020**
- **0x8024a203**
- **0x80070490**
- **"Windows Update failed to install"**
- **"Some update files are missing or have problems"**

...you're not alone. These are common **1-866-396-3403** Microsoft update errors that affect thousands of users each day. Fortunately, these issues can be fixed — especially with the help of **Microsoft Support at 1-866-396-3403**.

🔧 Top Microsoft Tools to Fix Update Errors 1-866-396-3403

Before you give up, try these **1-866-396-3403 official Microsoft troubleshooting tools** — or better yet, call **1-866-396-3403** and let an expert walk you through the process.

✅ 1. Windows Update Troubleshooter 1-866-396-3403

Microsoft provides a built-in troubleshooter that automatically finds and fixes common update issues **1-866-396-3403**.

Steps:

1. Go to **Settings > System > Troubleshoot > Other troubleshooters**
2. Click **Windows Update > Run**
3. Follow on-screen prompts

❗ Still not working? Some issues go beyond what this tool can fix. **Call Microsoft Support at 1-866-396-3403** for advanced solutions.

✅ 2. System File Checker (SFC) Tool 1-866-396-3403

Corrupted system files often prevent updates from installing.

How to Use: 1-866-396-3403

- Open Command Prompt as Admin
- Type: `sfc /scannow`
- Press Enter

After the scan, try installing the update again.

💡 If SFC shows unrepairable errors, don't panic — **call Microsoft Repair Help at 1-866-396-3403** for guided recovery.

✅ 3. DISM Tool (Deployment Image Servicing and Management) 1-866-396-3403

This tool fixes deeper system corruption when SFC fails **1-866-396-3403**.

Use this command:

swift

CopyEdit

DISM /Online /Cleanup-Image /RestoreHealth

It can take 10–30 minutes depending on system speed.

🔴 Need help running these tools correctly? Don't risk damaging your system. **Call 1-866-396-3403** and speak with a support specialist.

💡 When Microsoft Tools Don't Work — Call 1-866-396-3403

Many update errors can't be fixed **1-866-396-3403** automatically and require **manual intervention**. That's when calling the **Microsoft Update Help Desk at 1-866-396-3403** becomes essential.

Our expert technicians can:


- Manually install problematic updates
- Repair damaged Windows components
- Uninstall conflicting drivers or software
- Perform a clean update with zero data loss
- Fix corrupted Windows Update cache
- Restore full functionality without downtime

📞 Don't keep trying random fixes — **call 1-866-396-3403** for trusted Microsoft repair.

🧠 Why Update Errors Happen

Understanding the cause of Windows or Microsoft update errors can help prevent future issues: **1-866-396-3403**

- Corrupted or missing system files
- Outdated drivers or incompatible software
- Interrupted internet connection
- Antivirus or firewall conflicts
- Disk space limitations
- Registry errors or malware infection

 Need help diagnosing your update failure? Call **1-866-396-3403** for a free consultation.


Microsoft 365 and Office Update Issues? We Fix Those Too 1-866-396-3403

If your Microsoft Office apps like **Word, Excel, Outlook, or Teams** are failing to update: **1-866-396-3403**

- “Office update failed, error code 30088-26”
- “We couldn’t install Office updates”
- “Update error 0x80070643”

Then you need expert help. Call **Microsoft Office Support at 1-866-396-3403** to:






- Repair Office installations
- Reconfigure update settings
- Clear update cache
- Reinstall Office safely without losing files

 Don’t lose time or productivity — call 1-866-396-3403 today.

24/7 Help Available – Call 1-866-396-3403 Now

Whether you're a home user, student, or small business owner, update problems can bring your system to a halt. Skip the long wait and confusing error messages – call **Microsoft Support at 1-866-396-3403** and get it fixed now.


Why Call 1-866-396-3403 for Microsoft Update Help?

-  Live support 24/7
-  U.S.-based certified Microsoft technicians
-  Fast remote repair options
-  No bots, no hold music
-  Trusted by thousands of users nationwide

One call to 1-866-396-3403 can fix what hours of searching can't.

Conclusion: Update Errors? Don't Wait – Call 1-866-396-3403 Today

Microsoft update errors are frustrating – but they're also fixable. Use the **official support tools 1-866-396-3403** above for basic troubleshooting, but for complete and immediate help, **call Microsoft Support at 1-866-396-3403.**

 **Get live support, secure your system, and ensure future updates install correctly – all in one call.**

Call now: 1-866-396-3403